

Activity Report by Materiality Items

In this report, we provide a report on our fiscal 2021 activities by materiality items.

Key initiatives and progress		19
Contribution to solve food and health issues	Approach	23
	Quantifying salt reduction using umami	24
	Unlocking the power of amino acids	26
	Addressing nutritional issues	28
	Addressing health issues	39
Rapid response to consumer lifestyle changes	Approach	42
	Responding to diversifying values	43
	Appropriate communications and information sharing	45
Assurance of product safety	Approach	46
	Quality management	47
	Disseminating information on MSG safety and benefits	53
Diverse talent	Approach	57
	Human resources and organizational management	58
Environmental management		66
Climate change adaptation and mitigation	Approach	72
	Response to climate change risks	73
	Reduction of greenhouse gas emissions in the value chain	79
Contribution to a circular economy	Approach	84
	Reduction of waste across product lifecycles	85
Reduction of food loss and waste	Approach	92
	Contribution to reducing food loss and waste	93
Sustainable materials sourcing	Approach	97
	Initiatives related to key raw materials	98
	Supply chain management	103
	Animal welfare	106
	Contribution to sustainable agriculture	108
Conservation of water resources	Approach	110
	Conservation of water resources in production processes	111
Strong corporate governance	Approach	114
	Risk management	115
	Occupational safety and health	117
	Compliance	121
	Proper use and management of intellectual property	125
	Cybersecurity and personal information management	126
	Relationships with local communities	128
Preparation for intense global competition	Approach	129
	Promoting DX	130

Key initiatives and progress

Nutrition commitment

- The Ajinomoto Group was the food company to present our Nutrition Commitment at the high-level session of the Tokyo Nutrition for Growth Summit 2021, held in December 2021. The key component of this commitment is the basic policy of Nutrition Without Compromise at the heart of our initiatives for improving nutrition. The policy includes the three pillars of nutrition without compromising taste, nutrition without compromising access, and nutrition without compromising the local way of life.

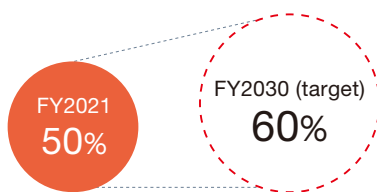


President Nishii, Ajinomoto Co., Inc.
(at the time)

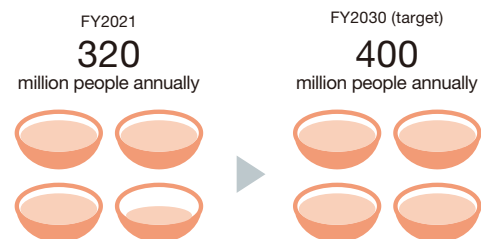
The Ajinomoto Group Commitment to Nutrition (Summary)

By 2030, we will help extend the healthy life expectancy of one billion people by increasing the current reach to 700 million consumers and providing products and information that support consumers in enjoying nutritious and delicious food with Nutrition Without Compromise as basic policy on our approach to nutrition.

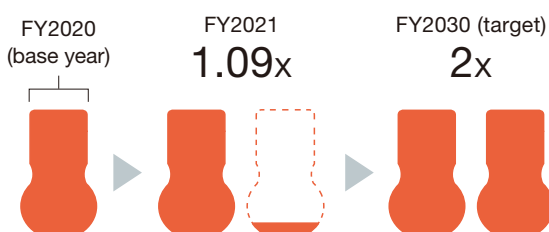
Percentage of products with improved nutritional value



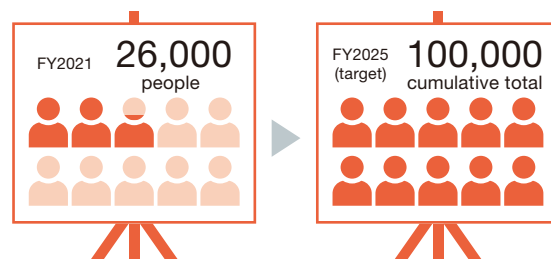
Provision of products with improved nutritional value in “delicious salt reduction” and “protein intake optimization”



Availability of products utilizing the physiological and nutritional functions of amino acids



Nutrition education for employees



- The Ajinomoto Group participated in various sessions and ancillary events of the Tokyo Nutrition for Growth Summit 2021. We also hosted an event during the summit.



An ancillary event organized by the Ministry of Agriculture, Forestry and Fisheries of Japan
Ms. Morishima, Executive Officer, Ajinomoto Co., Inc.



Event co-sponsored by the Ajinomoto Group and DSM
President Nishii, Ajinomoto Co., Inc. (at the time; center)

Key Initiatives and Progress

Employee engagement score (ASV as one's own initiative)

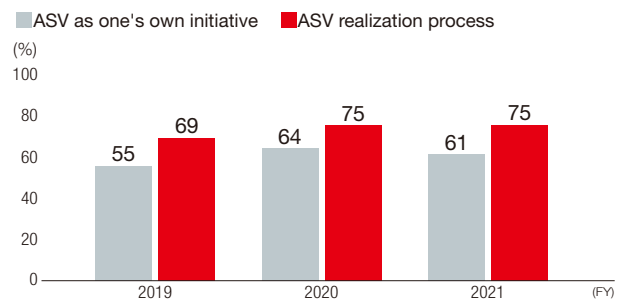
- We measure the percentage of employees who talk about how they implement ASV through their own work with their family and friends using an engagement survey for the Group employees.
- The employee engagement score was 61%, down three points from fiscal 2020. However, we saw an increase in the number of entries and employee votes for the ASV Awards, which recognizes best practices. Voluntary participation by employees has advanced, with pre-selection programs in Thailand and Brazil.
- Throughout fiscal 2022, we will monitor the progress of ASV through an engagement survey that addresses the ASV Achievement Process.

FY2021

Employee engagement score



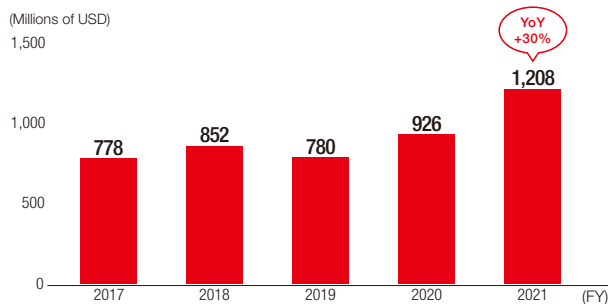
Engagement survey score



Corporate brand value



Per research conducted by Interbrand. Publicly announced Best Japan Brands rankings.



- Corporate brand value in fiscal 2021 increased by a substantial 30% year on year. We believe this improvement was due to the high regard for our efforts to incorporate ASV into the corporate value improvement cycle and our pursuit of purpose branding of resolving food and health issues.

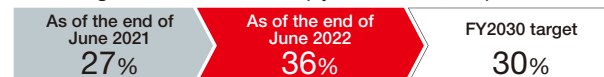


> Statement: Nutrition Without Compromise 2021

Increasing diversity and accelerating innovation

- Our goal is to have 30% female directors and 30% female line managers by fiscal 2030.
- As of June 30, 2022, the ratio of female directors was 36%.

Percentage of female directors (Ajinomoto Co., Inc.)



- The ratio of female line managers in fiscal 2021 was 11%. In Japan, we continue our efforts to support the careers of our female employees. We provide career workshops, college, mentoring programs, etc., to a total of 292 female employees through human resources development measures first launched in fiscal 2020.

Percentage of female line managers (Ajinomoto Co., Inc.)

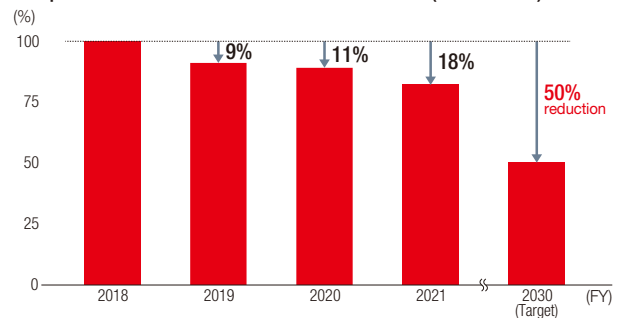


Key Initiatives and Progress

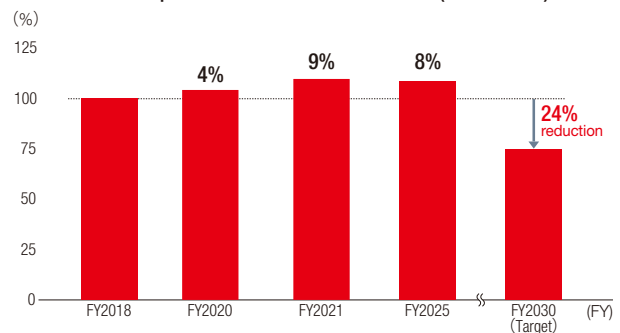
GHG emission reduction rate (vs. fiscal 2018)

- For fiscal 2030, we have set a target based on STBi rules of 50% reduction in Scope 1 and Scope 2 GHG emissions versus fiscal 2018 levels.
In fiscal 2021, total Scope 1 and 2 GHG emissions were representing 18% reduction compared with fiscal 2018. In particular, with regard to Scope 2, we made significant progress by concluding direct contracts with renewable energy power plants in Brazil, procuring renewable energy certificates in Thailand, and concluding contracts with power companies with low CO₂ emission factors in Japan.
- For the SBTi target of Scope 3 emissions (excluding Category 11), we have set a fiscal 2030 target of a 24% reduction of GHG emissions per volume unit (per one ton of production) over fiscal 2018 levels.
The GHG emissions intensity per ton of production, retroactively adjusted for Scope 3 (excluding Category 11) GHG emissions in accordance with SBTi standards, was down 1% from the previous fiscal year, but increased 8% compared to fiscal 2018, the base year.
- We aim to achieve net zero greenhouse gas emissions by fiscal 2050.
- We aim to achieve 100% conversion to renewable energy sources for electricity by fiscal 2050.

Scope 1 and 2: GHG emission reduction rate (vs. FY2018)^[1]



Scope 3 (excluding Category 11): GHG emissions per volume unit reduction rate (vs. FY2018)^[1]



[1] Achievements with respect to SBTi Targets

Plastic usage

Plastic waste

FY2030 target: **Achieve "Zero"**

Goals for fiscal 2030

- Choose to use plastic in a minimum quantity and purpose required for product safety and quality (reduce)
- Switch to using only plastic packaging made of mono-material or recyclable products (recycle)
- Support and contribute to measures for social implementation of collection, sorting, and recycling in countries and regions where our products are manufactured and sold

In order to achieve zero plastic waste, we aim to complete our reduction efforts by fiscal 2025 while developing technologies for converting to mono-material packaging materials, and finally switch over to exclusively recyclable materials by fiscal 2030.

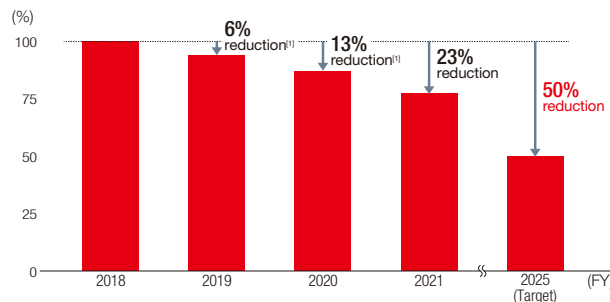
- The Group used a total of 69,000 tons of plastic in fiscal 2021, with over 90% used for product packaging. Of this, 26,000 tons (38% of the Group's total plastic usage) have been switched to mono-materials or paper.



Key Initiatives and Progress

Food loss and waste reduction rate (per production volume unit; vs. FY2018)

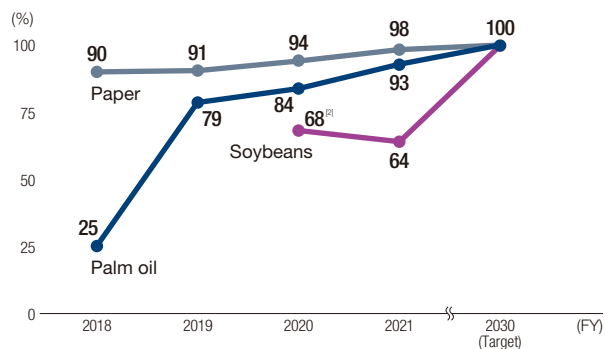
- The Ajinomoto Group is committed to a long-term vision to halve food loss and waste generated throughout the entire product life cycle by fiscal 2050 as compared to fiscal 2018.
- Our first target is to reduce food loss and waste between the acceptance of raw materials and the delivery of products to customers by 50% by fiscal 2025 (compared to fiscal 2018).
- In fiscal 2021, food loss and waste decreased by 8,448t (-23%) compared with the base year of fiscal 2018. We will continue to work to minimize future losses and effectively utilize any that occur by turning them into feed or fertilizer.



[1] Corrections have been made as a result of review of totals.

Sustainable procurement ratio

- We aim to achieve 100% sustainable procurement for priority raw materials by 2030.
- In fiscal 2021, our sustainable procurement ratio for palm oil (a designated priority raw material) was 93% (+9 points year on year). Our sustainable procurement ratio for paper was 98% (+4 points year on year).
- In fiscal 2021, we also designated sugarcane (sugar-based crops), coffee beans, beef, soybeans and as priority raw materials. Going forward, we plan to procure these products as sustainably as we do for palm oil and paper.



[2] Procured for businesses in Japan

- FY2030 target of coffee beans and beef: 100%

Reduction rate of water consumption per production volume unit (vs. FY2005)

- We have set a fiscal 2030 target of an 80% reduction compared with fiscal 2005 levels.



- In FY2021, we reduced water consumption by 161,884,000 kℓ compared to the base year. This figure achieved our yearly goal in water usage reduction per production volume unit (intensity), at approximately 79%.

The ratio of water consumed in regions with high water stress was less than 1%.

